

Art Textiles - Learning journey from KS3 – KS4


KS4

YEAR 7



Abstract Portrait Project

- Look at the work of others. (Picasso/ Matisse, Bisa Butler, Emma Cassi)
- Introduce abstract art.
- Drawing skills.
- Collage Skills.
- hand stitching and applique techniques.
- Introduce Batik technique.
- Use of fabric dyes.
- Formal Elements – recall Shape, Colour, Texture, Form Elements
- Introduce – Line & Pattern.
- Introduce how culture can influence Art and design.



YEAR 8



Mister Finch Mushroom Project



- Look at the work of others.
- Introduce Pattern Cutting
- Simple hand stitching.
- Running Stitch & Back Stitch
- Embroidery techniques.
- Applique technique.
- Construction methods and creating 3D objects.
- Adding structure to textile sculpture.
- Formal elements - Shape, form, texture
- Artist analysis
- Drawing skills.
- Surface decoration techniques.



YEAR 9

Maps Project Create a textiles Map

- Creating a personal mind map of types of map and places.
- Recall Collage and drawing Skills. (Design Process)
- Heat transfer dyes techniques.
- Mono Printing Techniques.
- Recall Hand stitching and applique techniques.
- Surface decoration.
- Introduce the sewing machine.
- Introduce free motion embroidery.
- Machine sewing construction methods.



Term 2 – Stich a Selfie

A mini project in preparation for the extended coursework.

- Look at the work of others (Victoria Villasana, Alish Henderson.)
- Artist Research Page (x 2)
- Pastiche of artists' work
- Own Mood Board of Primary & Secondary Images. (Making it personal)
- Drawing and observation skills.
- Digital Manipulation of images.
- Sublimation printing.
- Development drawing and collage
- Repeating Pattern
- Creating a final outcome.



YEAR 10

Term 1 – Skills Quilt

A skills-based project to support independent practice.

- Primary & Secondary research
- Drawing and Observation skills
- Applique & reverse applique.
- Embroidery & Surface Decoration.
- Wet felting
- Mono Printing
- Free Motion Embroidery
- Weaving
- Heat Transfer Dyes
- Block Printing.
- Stencil Printing.
- Lino Printing.
- Slashing, surface texture, 3D Shibori
- Batik.
- Patchwork and Quilting
- Sewing machine Skills.



Term 3 – Extended Coursework (Part 1)

- Introduce starting points (Choice of 3 previous ESA briefs)
- Mind map / Mood board
- Artist research Pastiche and response (from brief)
- Artist research Pastiche and response (own choice)
- Mock exam to prepare for year 11

Year 11

Term 1 – Extended Coursework (Part 2)

- Develop and experiment using work to date.
- Introduce 3rd artist if required.
- Explore contextual links if appropriate
- Work towards final outcome (Personal response to brief) - Mock exam – (All work complete by Christmas Holiday)

Term 2-3 – Externally Set Assessment

Students to work more independently to complete a project based on one of the briefs set by AQA – Weekly critiques with teacher.